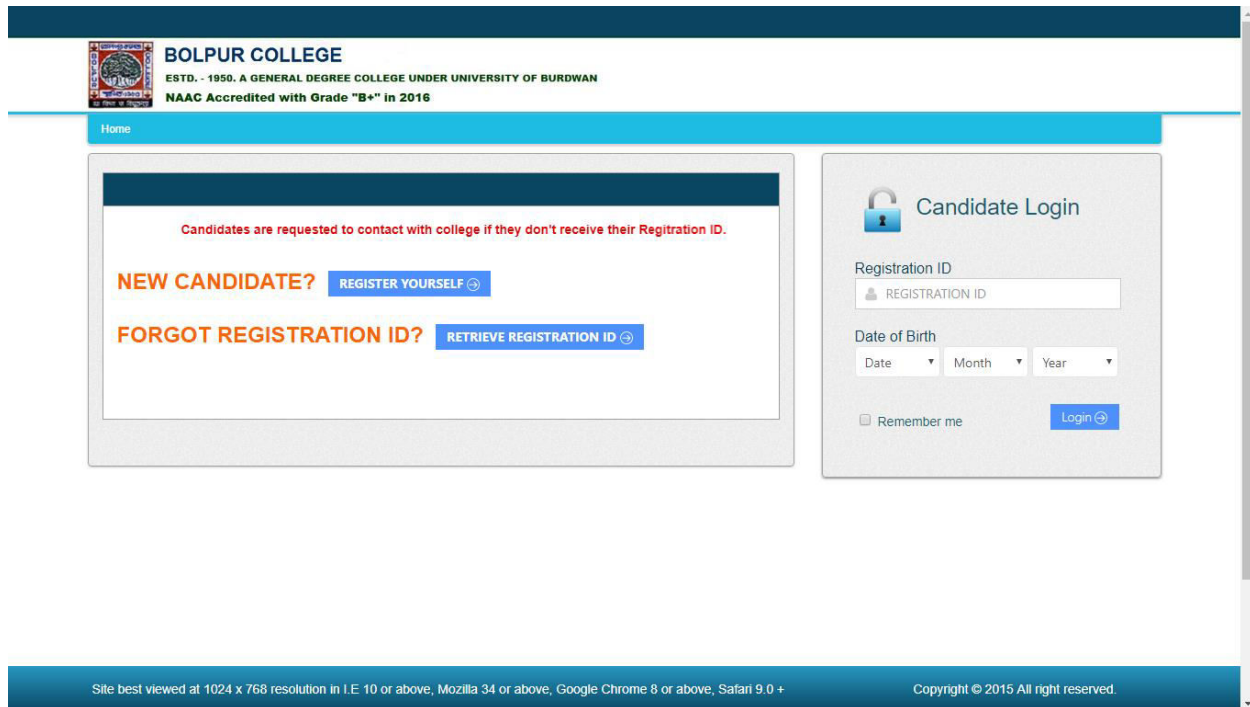



To take provisional admission candidate should follow the following steps:

STEP 1 : If Candidates are shortlisted in the merit list then login with your Registration ID and Date of Birth.



The screenshot shows the Bolpur College website home page. The header includes the college logo and name, along with its establishment year (1950) and accreditation (NAAC Grade "B+" in 2016). A navigation bar contains a "Home" link. The main content area features a message: "Candidates are requested to contact with college if they don't receive their Registration ID." Below this, there are two buttons: "NEW CANDIDATE? REGISTER YOURSELF" and "FORGOT REGISTRATION ID? RETRIEVE REGISTRATION ID". To the right, the "Candidate Login" section is visible, containing a "Registration ID" input field, a "Date of Birth" section with dropdown menus for "Date", "Month", and "Year", a "Remember me" checkbox, and a "Login" button. The footer contains technical specifications and a copyright notice for 2015.

STEP 2 : If Candidates are shortlisted in the merit list then click on “Merit List Status”.



The screenshot shows the Bolpur College website with the candidate logged in. The header includes the text "ONLINE ADMISSION (2018-2019)" and "Welcome TUHINSHUBHRA RAJAK Logout". The main content area features two buttons: "Make Payment" (Payment for application) and "Merit List Status". To the right, the "Status" section displays a table of application details:

Status	
Personal Details	Completed
Qualification Details	Completed
Document Details	Completed
Application Form	Confirmed
Application Fee	Paid

- STEP 3 :**
1. Click on “Download” button to print out of application form.
 2. Click on “Click” button to confirm admission and make payment.

ONLINE ADMISSION (2018-2019) Welcome **TUHINSHUBHRA RAJAK** Logout

BOLPUR COLLEGE
ESTD. - 1950. A GENERAL DEGREE COLLEGE UNDER UNIVERSITY OF BURDWAN
NAAC Accredited with Grade "B+" in 2016

Home --> Merit List Status

Merit List Status

NOTE : After taking admission in a particular subject, if the same candidate is also short listed in others subjects, then the candidate can change the subject by paying additional fees (if needed).

SL#	Course	Stream	Subject	Category	PH	Rank (GEN)	Rank (SC/ST/OBC-A/OBC-B)	Rank (PH)
1	Honours	B.A	Bengali	SC	YES	List not published	List not published	List not published
2	Honours	B.A	English	SC	YES	List not published	List not published	List not published
3	Honours	B.A	History	SC	YES	...	1st list SC - 02 (Confirmed)	List not published

SL#	Course	Stream	Subject	Category	PH	Admission (GEN)		Admission (SC/ST/OBC-A/OBC-B)		Admission (PH)		Application Form	Admission
						From Date	To Date	From Date	To Date	From Date	To Date		
1	Honours	B.A	Bengali	SC	YES							NA	NA
2	Honours	B.A	English	SC	YES							NA	NA
3	Honours	B.A	History	SC	YES			21/06/2018	24/06/2018			Download	Click

- STEP 4 :** Click on “Confirm” button to take admission for this particular course.

ONLINE ADMISSION (2018-2019) Welcome **TUHINSHUBHRA RAJAK** Logout

BOLPUR COLLEGE
ESTD. - 1950. A GENERAL DEGREE COLLEGE UNDER UNIVERSITY OF BURDWAN
NAAC Accredited with Grade "B+" in 2016

Home --> Merit List Status

SL#	Reg. ID	Application No	Course	Stream	Subject	Fees	Already Paid	Payment
1	BC170011	34	Honours	B.A	History	1925.00	0.00	1925.00


1. After taking admission in a particular subject, if the same candidate is also short listed in others subjects, then the candidate can change the subject by paying additional fees (if needed).
 2. After making payment if a candidate does not get any admission confirmation, he/she must contact the college admission committee within 24 Hours.
 3. After 24 Hours no request in this regard will be entertained.
 4. Fees once paid cannot be refunded.
 5. My candidature should be liable to cancellation if any of them are proved false at any time.
 6. After confirmation of online admission of a candidate remain absent on the day of verification, his / her admission will be cancelled.

I CONFIRM THE ABOVE

IF YOU ARE SURE TO TAKE ADMISSION FOR THIS COURSE PLEASE CLICK ON CONTINUE BUTTON

STEP 5 : Click on “Make Payment” button to make payment through online.

ONLINE ADMISSION (2018-2019) Welcome **TUHINSHUBHIRA RAJAK** Logout

 **BOLPUR COLLEGE**
ESTD. - 1950. A GENERAL DEGREE COLLEGE UNDER UNIVERSITY OF BURDWAN
NAAC Accredited with Grade "B+" in 2016

Admission Payment

→ PLEASE DO NOT MAKE ANY MISTAKE OTHERWISE YOUR APPLICATION FORM WILL BE CANCELLED
(দেয়া করে অনলাইন পেমেন্টের সময় ব্রাউজারটি কাটবেন না অন্যথায় আপনার আবেদনপত্রটি বাতিল হবে)
→ IF SUCCESSFUL MESSAGE IS NOT RECEIVED EVEN AFTER SUCCESSFUL PAYMENT, THEN THE CANDIDATES ARE REQUESTED TO CONTACT WITH COLLEGE
(সফলভাবে অনলাইন পেমেন্ট হওয়ার পরেও যদি সফল বার্তা না পান তাহলে প্রার্থীদের কলেজের সাথে যোগাযোগ করার জন্য অনুরোধ করা হচ্ছে)



Registraion ID : BC170011
Application No : 34
Amount (Rs.) : 1925.00

[Make Payment](#)

STEP 6 : Make payment through Billdesk payment gateway.

Credit Card > Pay by Credit Card

Debit Card
Debit Card + ATM PIN
Internet Banking
Wallet/ Cash Cards

VISA  


Card Number
Enter card number

Expiration Date CVV/CVC
Month Year

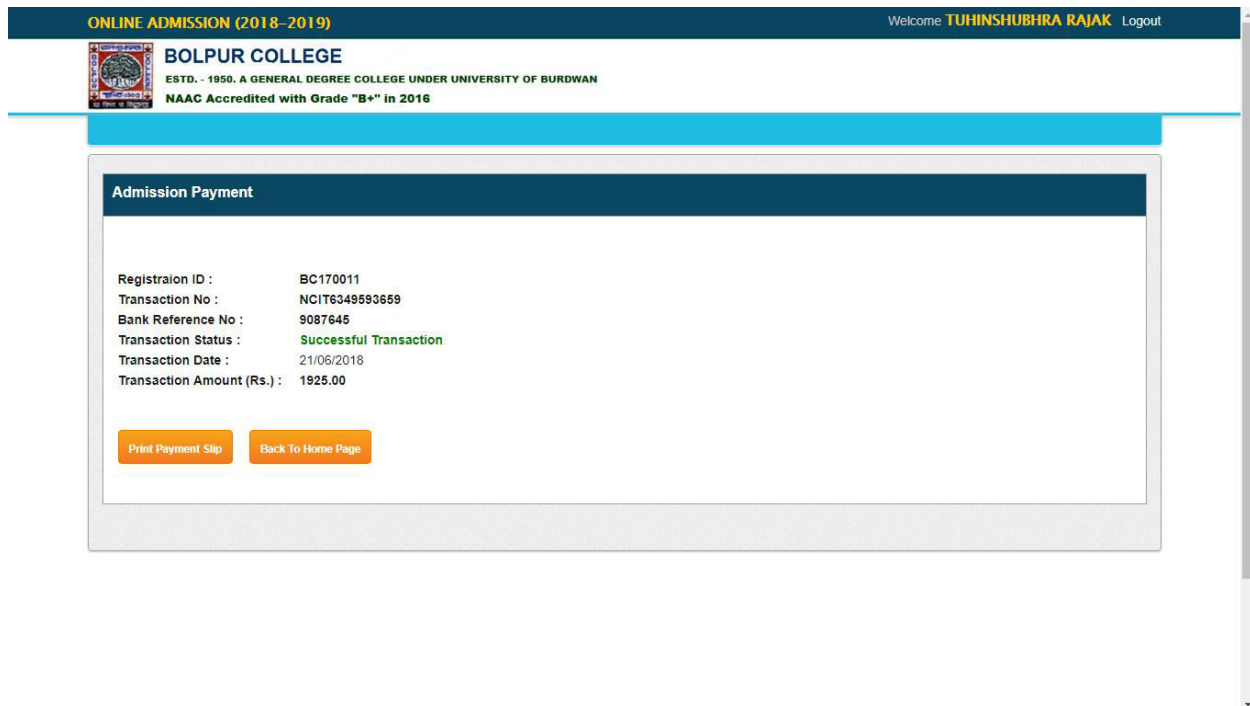
Card Holder Name
Enter card holder name

[Make Payment](#) [Cancel](#)

Merchant Name
BOLPUR COLLEGE
Payment Amount: ₹ 1925.00



STEP 7 : After successful transaction candidate will get successful message. Please click on “Print Payment Slip” button to print slip.



The screenshot shows the BOLPUR COLLEGE online admission portal. At the top, it says 'ONLINE ADMISSION (2018-2019)' and 'Welcome TUHINSHUBHRA RAJAK Logout'. Below this is the college logo and name: 'BOLPUR COLLEGE', 'ESTD. - 1950. A GENERAL DEGREE COLLEGE UNDER UNIVERSITY OF BURDWAN', and 'NAAC Accredited with Grade "B+" in 2016'. The main content area is titled 'Admission Payment' and displays the following details:

Registration ID :	BC170011
Transaction No :	NCIT6349593659
Bank Reference No :	9087645
Transaction Status :	Successful Transaction
Transaction Date :	21/06/2018
Transaction Amount (Rs.) :	1925.00

At the bottom of the payment details, there are two buttons: 'Print Payment Slip' and 'Back To Home Page'.

After taking provisional admission candidate should follow the following details:

A. Date of verification of original documents of the candidates who have already confirmed their admission in online mode as follows:

- 1) Verification of original documents of the candidates admitted in B. Sc. (H) & B. Com (H) at the college: 10 July 2018 from 11 AM to 4 PM
- 2) Verification of original documents of the candidates admitted in Bengali(H), English(H) and Geography(H) at the college: 11 July 2018 from 11 AM to 4 PM
- 3) Verification of original documents of the candidates admitted in Sanskrit(H), History (H) and Education (H) at the college: 12 July 2018 from 11 AM to 4 PM

- 4) Verification of original documents of the candidates admitted in Political Science (H), Philosophy (H) and Economics (H) at the college: 13 July 2018 from 11 AM to 4 PM

B. At the time of verification candidates should bring the following documents in Original and one set of photocopy:

1. Print out of Admission Form properly signed by candidate and guardian
2. Fees deposit receipt
3. Madhyamik or equivalent Admit Card
4. H.S or equivalent Marksheet
5. Caste certificate
6. P.H certificate
7. Identity proof
8. School leaving Certificate